





























Standard Colonial Grille Pattern Widths

Unit Dimension	1' - 9 3/8"	2' - 1 3/8"	2' - 5 3/8"	2' - 9 3/8"	3' - 1 3/8"	3' - 5 3/8"	4' - 1 3/8"	5' - 1 3/8"	6' - 1 3/8"
Rough Opening	1' - 10 1/2"	2' - 2 1/2"	2' - 6 1/2"	2' - 10 1/2"	3' - 2 1/2"	3' - 6 1/2"	4' - 2 1/2"	5' - 2 1/2"	6' - 2 1/2"
Call Size	1-8	2-0	2-4	2-8	3-0	3-4	4-0	5-0	6-0
0-6	 DH1806AHTN 0' - 10 5/16" 0' - 11 1/8"	 DH2006AHTN 0' - 11 5/8" 1' - 0 1/4"	 DH2406AHTN 1' - 0 5/16" 1' - 0 5/8"	 DH2806AHTN 1' - 0 15/16" 1' - 1 1/8"	 DH3006AHTN 1' - 1 5/8" 1' - 2 1/4"	 DH3406AHTN 1' - 2 5/16" 1' - 2 5/8"	 DH4006AHTN 1' - 3 3/8" 1' - 4 1/4"	 DH5006AHTN 1' - 5 5/8" 1' - 6 1/4"	 DH6006AHTN 1' - 7 5/8" 1' - 8 1/4"
0-10	 DH18010AHTN 1' - 2 15/16" 1' - 3 3/8"	 DH20010AHTN 1' - 3 5/8" 1' - 4 1/4"	 DH24010AHTN 1' - 4 5/16" 1' - 4 5/8"	 DH28010AHTN 1' - 4 15/16" 1' - 5 5/8"	 DH30010AHTN 1' - 5 5/8" 1' - 6 1/4"	 DH34010AHTN 1' - 6 5/16" 1' - 6 5/8"	 DH40010AHTN 1' - 7 5/8" 1' - 8 1/4"	 DH50010AHTN 1' - 9 5/8" 1' - 10 1/4"	 DH60010AHTN 1' - 11 5/8" 2' - 0 1/4"
1-0	 DH1810AHTN 1' - 4 15/16" 1' - 5 5/8"	 DH2010AHTN 1' - 5 5/8" 1' - 6 1/4"	 DH2410AHTN 1' - 6 5/16" 1' - 6 5/8"	 DH2810AHTN 1' - 6 15/16" 1' - 7 1/8"	 DH3010AHTN 1' - 7 5/8" 1' - 8 1/4"	 DH3410AHTN 1' - 8 5/16" 1' - 8 5/8"	 DH4010AHTN 1' - 9 5/8" 1' - 10 1/4"	 DH5010AHTN 1' - 11 5/8" 2' - 0 1/4"	 DH6010AHTN 2' - 1 5/8" 2' - 2 1/4"
1-2	 DH1812AHTN 1' - 6 15/16" 1' - 7 3/8"	 DH2012AHTN 1' - 7 5/8" 1' - 8 1/4"	 DH2412AHTN 1' - 8 5/16" 1' - 8 5/8"	 DH2812AHTN 1' - 8 15/16" 1' - 9 3/8"	 DH3012AHTN 1' - 9 5/8" 1' - 10 1/4"	 DH3412AHTN 1' - 10 5/16" 1' - 10 5/8"	 DH4012AHTN 1' - 11 5/8" 2' - 0 1/4"	 DH5012AHTN 2' - 1 5/8" 2' - 2 1/4"	 DH6012AHTN 2' - 3 5/8" 2' - 4 1/4"
2-0	 DH1820AHTN 2' - 6 3/16" 2' - 6 13/16"	 DH2020AHTN 2' - 6 7/8" 2' - 7 1/2"	 DH2420AHTN 2' - 7 1/16" 2' - 8 3/8"	 DH2820AHTN 2' - 8 3/16" 2' - 8 13/16"	 DH3020AHTN 2' - 8 1/8" 2' - 9 1/2"	 DH3420AHTN 2' - 9 1/16" 2' - 10 1/8"	 DH4020AHTN 2' - 10 1/8" 2' - 11 1/2"	 DH5020AHTN 3' - 0 1/8" 3' - 1 1/2"	 DH6020AHTN 3' - 2 1/8" 3' - 3 1/2"
2-6									

Heights

Unit height dimension is listed first under individual windows
Rough Opening height dimension is listed second under individual windows

Optional Renaissance Grille Pattern Widths





















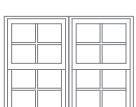
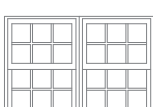
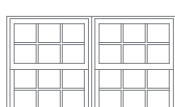
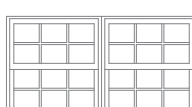
		2' - 5 ³ / ₈ "	2' - 9 ³ / ₈ "	3' - 1 ³ / ₈ "	3' - 5 ³ / ₈ "	4' - 1 ³ / ₈ "	5' - 1 ³ / ₈ "	6' - 1 ³ / ₈ "
		2' - 6 ¹ / ₂ "	2' - 10 ¹ / ₂ "	3' - 2 ¹ / ₂ "	3' - 6 ¹ / ₂ "	4' - 2 ¹ / ₂ "	5' - 2 ¹ / ₂ "	6' - 2 ¹ / ₂ "
		2-4	2-8	3-0	3-4	4-0	5-0	6-0
Heights	Unit Dimension							
	Rough Opening							
	Grid Size							
	0-6	 DH2406AHTN 1' - 0 ³ / ₁₆ " 1' - 0 ¹⁵ / ₁₆ "	 DH2806AHTN 1' - 0 ¹⁵ / ₁₆ " 1' - 1 ³ / ₁₆ "	 DH3006AHTN 1' - 1 ⁵ / ₈ " 1' - 2 ¹ / ₄ "	 DH3406AHTN 1' - 2 ³ / ₁₆ " 1' - 2 ¹⁵ / ₁₆ "	 DH4006AHTN 1' - 3 ⁵ / ₈ " 1' - 4 ¹ / ₄ "	 DH5006AHTN 1' - 5 ⁵ / ₈ " 1' - 6 ¹ / ₄ "	 DH6006AHTN 1' - 7 ⁵ / ₈ " 1' - 8 ¹ / ₄ "
	0-10	 DH24010AHTN 1' - 4 ³ / ₁₆ " 1' - 4 ¹⁵ / ₁₆ "	 DH28010AHTN 1' - 4 ¹⁵ / ₁₆ " 1' - 5 ³ / ₁₆ "	 DH30010AHTN 1' - 5 ⁵ / ₈ " 1' - 6 ¹ / ₄ "	 DH34010AHTN 1' - 6 ³ / ₁₆ " 1' - 6 ¹⁵ / ₁₆ "	 DH40010AHTN 1' - 7 ⁵ / ₈ " 1' - 8 ¹ / ₄ "	 DH50010AHTN 1' - 9 ⁵ / ₈ " 1' - 10 ¹ / ₄ "	 DH60010AHTN 1' - 11 ⁵ / ₈ " 2' - 0 ¹ / ₄ "
	1-0	 DH2410AHTN 1' - 6 ³ / ₁₆ " 1' - 6 ¹⁵ / ₁₆ "	 DH2810AHTN 1' - 6 ¹⁵ / ₁₆ " 1' - 7 ³ / ₁₆ "	 DH3010AHTN 1' - 7 ⁵ / ₈ " 1' - 8 ¹ / ₄ "	 DH3410AHTN 1' - 8 ³ / ₁₆ " 1' - 8 ¹⁵ / ₁₆ "	 DH4010AHTN 1' - 9 ⁵ / ₈ " 1' - 10 ¹ / ₄ "	 DH5010AHTN 1' - 11 ⁵ / ₈ " 2' - 0 ¹ / ₄ "	 DH6010AHTN 2' - 1 ³ / ₈ " 2' - 2 ¹ / ₄ "
1-2	 DH2412AHTN 1' - 8 ³ / ₁₆ " 1' - 8 ¹⁵ / ₁₆ "	 DH2812AHTN 1' - 8 ¹⁵ / ₁₆ " 1' - 9 ³ / ₁₆ "	 DH3012AHTN 1' - 9 ⁵ / ₈ " 1' - 10 ¹ / ₄ "	 DH3412AHTN 1' - 10 ³ / ₁₆ " 1' - 10 ¹⁵ / ₁₆ "	 DH4012AHTN 1' - 11 ⁵ / ₈ " 2' - 0 ¹ / ₄ "	 DH5012AHTN 2' - 1 ⁵ / ₈ " 2' - 2 ¹ / ₄ "	 DH6012AHTN 2' - 3 ⁵ / ₈ " 2' - 4 ¹ / ₄ "	
2-0	 DH2420AHTN 2' - 7 ³ / ₁₆ " 2' - 8 ³ / ₁₆ "	 DH2820AHTN 2' - 8 ³ / ₁₆ " 2' - 8 ¹⁵ / ₁₆ "	 DH3020AHTN 2' - 8 ⁷ / ₈ " 2' - 9 ¹ / ₂ "	 DH3420AHTN 2' - 9 ³ / ₁₆ " 2' - 10 ³ / ₁₆ "	 DH4020AHTN 2' - 10 ³ / ₁₆ " 2' - 11 ¹ / ₂ "	 DH5020AHTN 3' - 0 ¹ / ₆ " 3' - 1 ¹ / ₂ "	 DH6020AHTN 3' - 2 ¹ / ₆ " 3' - 3 ¹ / ₂ "	
2-0	 DH2420AHTN 2' - 7 ³ / ₁₆ " 2' - 8 ³ / ₁₆ "	 DH2820AHTN 2' - 8 ³ / ₁₆ " 2' - 8 ¹⁵ / ₁₆ "	 DH3020AHTN 2' - 8 ⁷ / ₈ " 2' - 9 ¹ / ₂ "	 DH3420AHTN 2' - 9 ³ / ₁₆ " 2' - 10 ³ / ₁₆ "	 DH4020AHTN 2' - 10 ³ / ₁₆ " 2' - 11 ¹ / ₂ "	 DH5020AHTN 3' - 0 ¹ / ₆ " 3' - 1 ¹ / ₂ "	 DH6020AHTN 3' - 2 ¹ / ₆ " 3' - 3 ¹ / ₂ "	

WHEN ORDERING ADD ONE OF THE FOLLOWING PREFIXES TO SPECIFY YOUR SELECTED PRODUCT:
J40 = Jefferson 400 **UL** = Jefferson 300 **WD** = Jefferson 100/200

Standard Colonial Grille Pattern Widths

Heights	Unit Dimension			
	4' - 2 3/4"	4' - 10 3/4"	5' - 6 3/4"	6' - 2 3/4"
	4' - 3 7/8"	4' - 11 7/8"	5' - 7 7/8"	6' - 3 7/8"
	Rough Opening			
	Call Size			
	2-0 Twin	2-4 Twin	2-8 Twin	3-0 Twin
0-6	 DH2006-2AHTN 1' - 3 3/8" 1' - 4 1/2"	 DH2406-2AHTN 1' - 5 3/16" 1' - 5 9/16"	 DH2806-2AHTN 1' - 6 1/2" 1' - 7 1/8"	 DH3006-2AHTN 1' - 7 7/8" 1' - 8 1/2"
0-10	 DH2010-2AHTN 1' - 7 3/8" 1' - 8 1/2"	 DH2410-2AHTN 1' - 9 3/16" 1' - 9 9/16"	 DH2810-2AHTN 1' - 10 1/2" 1' - 11 1/8"	 DH3010-2AHTN 1' - 11 7/8" 2' - 0 1/2"
1-0	 DH2010-2AHTN 1' - 9 3/8" 1' - 10 1/2"	 DH2410-2AHTN 1' - 11 3/16" 1' - 11 9/16"	 DH2810-2AHTN 2' - 0 1/2" 2' - 1 1/8"	 DH3010-2AHTN 2' - 1 7/8" 2' - 2 1/2"
1-2	 DH2012-2AHTN 1' - 11 7/8" 2' - 0 1/2"	 DH2412-2AHTN 2' - 1 3/16" 2' - 1 9/16"	 DH2812-2AHTN 2' - 2 1/2" 2' - 3 1/8"	 DH3012-2AHTN 2' - 3 3/8" 2' - 4 1/2"
2-0	 DH2020-2AHTN 2' - 11 1/8" 2' - 11 3/4"	 DH2420-2AHTN 3' - 0 7/16" 3' - 1 1/8"	 DH2820-2AHTN 3' - 1 3/4" 3' - 2 3/8"	 DH3020-2AHTN 3' - 3 1/8" 3' - 3 3/4"

Optional Renaissance Grille Pattern Widths

Unit Dimension Rough Opening Call Size	4' – 2 3/4"	4' – 10 3/4"	5' – 6 3/4"	6' – 2 3/4"
	4' – 3 7/8"	4' – 11 7/8"	5' – 7 7/8"	6' – 3 7/8"
Call Size	2-0 Twin	2-4 Twin	2-8 Twin	3-0 Twin
0-6	 DH2006-2AHTN 1' – 3 7/8" 1' – 4 1/2"	 DH2406-2AHTN 1' – 5 3/16" 1' – 5 13/16"	 DH2806-2AHTN 1' – 6 1/2" 1' – 7 1/8"	 DH3006-2AHTN 1' – 7 7/8" 1' – 8 1/2"
0-10	 DH2010-2AHTN 1' – 7 7/8" 1' – 8 1/2"	 DH2410-2AHTN 1' – 9 3/16" 1' – 9 13/16"	 DH2810-2AHTN 1' – 10 1/2" 1' – 11 1/8"	 DH3010-2AHTN 1' – 11 7/8" 2' – 0 1/2"
1-0	 DH2010-2AHTN 1' – 9 7/8" 1' – 10 1/2"	 DH2410-2AHTN 1' – 11 3/16" 1' – 11 13/16"	 DH2810-2AHTN 2' – 0 1/2" 2' – 1 1/8"	 DH3010-2AHTN 2' – 1 7/8" 2' – 2 1/2"
1-2	 DH2012-2AHTN 1' – 11 7/8" 2' – 0 1/2"	 DH2412-2AHTN 2' – 1 3/16" 2' – 1 13/16"	 DH2812-2AHTN 2' – 2 1/2" 2' – 3 1/8"	 DH3012-2AHTN 2' – 3 7/8" 2' – 4 1/2"
2-0	 DH2020-2AHTN 2' – 11 1/8" 2' – 11 3/4"	 DH2420-2AHTN 3' – 0 7/16" 3' – 1 1/16"	 DH2820-2AHTN 3' – 1 3/4" 3' – 2 3/8"	 DH3020-2AHTN 3' – 3 1/8" 3' – 3 3/4"
				

Heights

Unit height dimension is listed first under individual windows

Rough Opening height dimension is listed second under individual windows

WHEN ORDERING ADD ONE OF THE FOLLOWING PREFIXES TO SPECIFY YOUR SELECTED PRODUCT:
J40 = Jefferson 400 **UL** = Jefferson 300 **WD** = Jefferson 100/200

Single Widths

Heights	Unit Dimension						
	1'-9 3/8"	2'-1 3/8"	2'-5 3/8"	2'-9 3/8"	3'-1 3/8"	3'-5 3/8"	3'-9 3/8"
	1'-10 1/2"	2'-2 1/2"	2'-6 1/2"	2'-10 1/2"	3'-2 1/2"	3'-6 1/2"	3'-10 1/2"
	Rough Opening						
	Coll. Size						
	1-8	2-0	2-4	2-8	3-0	3-4	3-8 ‡
0-11 3/8"							
1-1 3/8"							
1-3 3/8"							
2-2 5/8"							
2-7 1/8"							
2-6 5/8"							

‡ NOTE: 3-8 Widths Not Available in Jefferson 400 Series

Twin Widths

Heights	Unit Dimension			
	4'-2 3/4"	4'-10 3/4"	5'-6 3/4"	6'-2 3/4"
	4'-3 3/8"	4'-11 1/8"	5'-7 7/8"	6'-3 3/8"
	Rough Opening			
	Coll. Size			
	2-0 Twin	2-4 Twin	2-8 Twin	3-0 Twin
0-11 3/8"				
1-0				
1-2				
2-0				
2-4				
2-6 5/8"				

		Picture Widths				
		3'-1 3/8"	3'-5 3/8"	4'-1 3/8"	5'-1 3/8"	6'-1 3/8"
		3'-2 1/2"	3'-6 1/2"	4'-2 1/2"	5'-2 1/2"	6'-2 1/2"
		3-0 Picture	3-4 Picture	4-0 Picture	5-0 Picture	6-0 Picture
Heights	Unit Dimension	0-11 3/8"				
	Rough Opening	0-11 7/8"				
	Call Size	0-10				
	1-0	DH30010-PTN	DH34010-PTN	DH40010-PTN	DH50010-PTN	DH60010-PTN
	1-1 3/8"	DH3010-PTN	DH3410-PTN	DH4010-PTN	DH5010-PTN	DH6010-PTN
1-3 3/8"	DH3012-PTN	DH3412-PTN	DH4012-PTN	DH5012-PTN	DH6012-PTN	
1'-3 7/8"	DH3020-PTN	DH3420-PTN	DH4020-PTN	DH5020-PTN	DH6020-PTN	
2-2 5/8"	DH3024-PTN	DH3424-PTN	DH4024-PTN	DH5024-PTN	DH6024-PTN	
2'-2 7/8"						
2-4						

WHEN ORDERING ADD ONE OF THE FOLLOWING PREFIXES TO SPECIFY YOUR SELECTED PRODUCT:
J40 = Jefferson 400 **UL** = Jefferson 300 **WD** = Jefferson 100/200